

Flexitime®

Product Information



**Flexitime®**

Relaxed precision. Every time.

Giving a hand to oral health.



**KULZER**  
MITSUI CHEMICALS GROUP

## Recommendations

"Standard Flexitime® VPS impression material has been in the market for more than 15 years. **I have been utilizing Flexitime Heavy Tray & Correct Flow for more than 10 years.** Flexitime® VPS is a very dependable material in my hands every time. My practice must have a **reliable impression material** which is dependable with the demands of a group prosthodontic practice to ensure high quality restorations.

**I believe that material is Kulzer's Flexitime® VPS impression solutions."**



Dr. Simon Wylie  
Specialist Prosthodontist  
M.D.Sc. F.R.A.C.D.S.  
Australia

"Fast & Scan impression material gives me good marginal reproduction and it **flows over the surface of the preparation very well which ensures I have no issues with voids.** My practice & lab has digital scanning technology and that is why **I chose Fast & Scan from Kulzer Australia. Consistently good results everytime!"**



Dr Philip Tan  
Specialist Prosthodontist  
BDS, GradDipClinDent, MSD (Iowa),  
GradCertPros (Iowa), FPFA, MRACDS  
Australia

"I have been an Aquasil user for years and this is the first material that I have tried that outperforms that product. **The margin detail is amazing** and I am so glad to have been introduced to Flexitime®. If you are not using it, you have to try it. This is **far superior** to anything I have ever used."



Philip Kemp, DDS  
USA

"My local lab began scanning my **Flexitime® Fast & Scan impressions** with the Dental Wings impression scanner last year. We have been doing mostly full contour crowns with the technology and **I have been thrilled with the precise fit and adaptation. seating times are significantly shorter and remakes have been virtually eliminated.** Additionally, my lab gets the crowns back to us within five days, which limits the time our patients are in temporaries. **I could not imagine going back to the old method."**



Dr. Allan Coopersmith, BSc,  
DDS, FAGD, FICD  
USA

# Flexitime®

## VPS Impression Solutions



### Proven Performance

Flexitime combines over fifteen years of market experience with the outstanding performance and features of a precision impression material. The outcome is an innovative A-silicone which guarantees precision as well as customized working procedures. Flexitime adapts to your needs at all times. For the flexibility you need and precision you can depend on.

- More than 15 years of research and development
- Full range of indications
- 6 varying viscosities
- THE DENTAL ADVISOR and Reality® validated

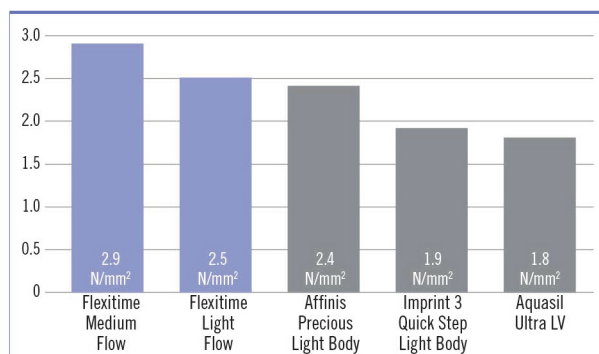


### There's a system behind precision in prosthetics.

Our precision impression material has been developed for the demanding requirements of modern prosthetics. Flexitime's balance of clinically critical properties such as dimensional accuracy, detail reproduction and hydrophilicity, allows for the highest precision of fit.

### Exceptional toughness prevents tearing and distortion upon removal

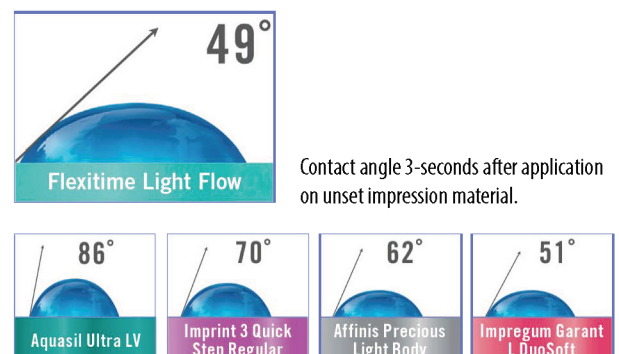
**Toughness:** This graph reflects how the Flexitime material features superior toughness and has the best ability to resist tears



Source: Research & Development, Heraeus Kulzer GmbH. Data on file.

### Superior hydrophilicity on a polyether level for excellent detail reproduction

Flexitime offers an extremely low contact angle on a polyether level to capture detail in moist environments.



Source: Research & Development, Heraeus Kulzer GmbH. Data on file.

# Flexitime®

Precision emerges from science and experience.

Everything is well matched.

Our precision impression material Flexitime has been developed especially for the high requirements of modern prosthetics. The balance of clinically relevant properties such as dimensional accuracy, detail reproduction and hydrophilicity in Flexitime allows the highest precision and accuracy of fit. Numerous scientific studies and awards confirm the reliability and quality of Flexitime.

## Results of an in-vitro study with contact angle measurements using unset materials

The contact angles of a water drop on Flexitime Light Flow a measurement of hydrophilicity are on polyether level and demonstrate Flexitime's excellent performance in the wet sulcus.

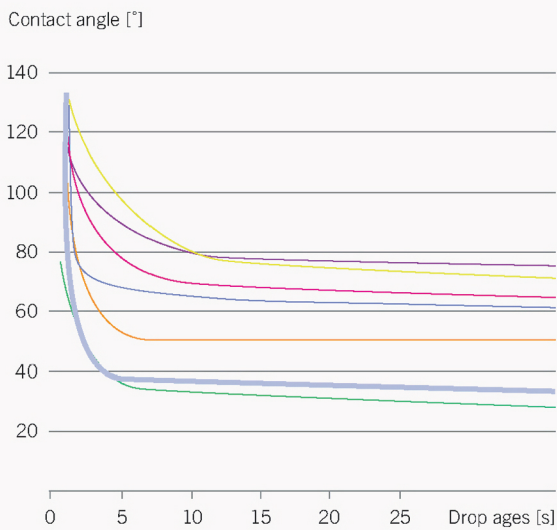
## Precision of fit

- Low dimensional changes (−0.001 %)\*.
- Reproduces details of surface roughness of under 20 µm\*\*.
- Convincing hydrophilic properties high reproduction of details thanks to excellent flowability.

## Results of an in-vitro study on the toughness of seven different impression materials

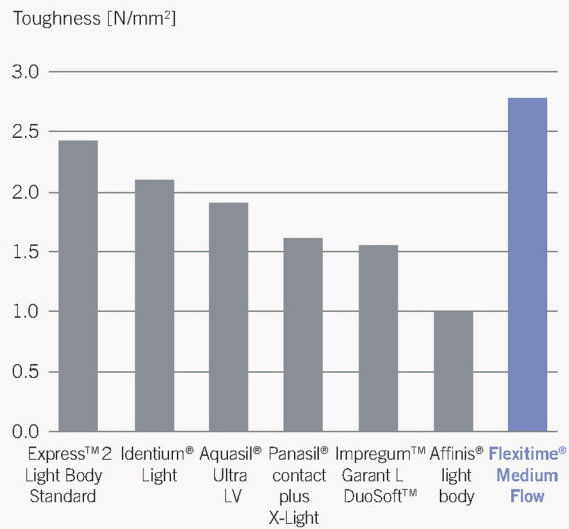
In this study Flexitime Medium Flow shows the highest toughness, which best prevents tearing of flashes and distortion upon removal. This implies additional safety for accurately fitting prosthetics.

Contact-angle measurement with unset materials



Flexitime® Light Flow  
 Panasil® contact plus X-Light Express™ 2 Light Body Standard Affinis® light body  
 Aquasil® Ultra LV Impregum™ Garant L DuoSoft™ Honigum® Light

Toughness of seven different impression materials



Source: Thermoplastic Testing Center, Bayer Material Science AG, Krefeld-Uerdingen, Germany, March 2009. Documentation available.

Source: Geis-Gerstorfer J: High-resolution contact-angle measurements, University of Tübingen, Germany, May 2009. Documentation available.  
 \* Source: Piwowarczyk A, et al., In Vitro Study on the Dimensional Accuracy of Selected Materials for Monophase Elastic Impression Making, Int J Prosthodont 2002, 15: 168-74. \*\* Source: Kanehira M, et al., Surface detail reproduction with new elastomeric dental impression materials. Quintessence Int 2007, 38: 479-488.

# The Dynamix® speed system

Precision at the push of a button.



## Flexitime® Dynamix® speed


The Perfect Mix. Every Time.

When it comes to high speed mixing, time-saving and simultaneously obtaining a consistent, void free mixture, there is only one choice: Convenient cartridges and the functional **Dynamix speed** mixer are perfectly matched in this well thought-out system featuring all the advantages of automatic mixing for impression materials.

- Intraoral set time is **2:30 minutes**; Working time: **60 seconds to 2:30 minutes**;  
Total working time: **3:30 to 5 minutes**
- Save time and money with fast automated mixing and precise dosage of material
- Select between tray and syringe filling
- Choose from three velocities high speed, standard speed, and syringe
- Ensure precision and accuracy with void-free mixing
- Choose from heavy tray, monophasic, and putty automix material



### Twice as fast as before, even with putty viscosities



\*Pentamix 3 offers a fast extrusion speed exclusively for 3M ESPE products, therefore tested with Express 2.

Tray filling with Flexitime Dynamix Putty, average tray size (40 ml). Source: Heraeus Research & Development, data on file.



## Flexitime® Fast & Scan

Creating digital impressions with traditional impression material.



## Flexitime® Fast & Scan

Providing a Way to Digitize Your Traditional Impression Material.

The new Flexitime Fast & Scan material supports CAD/CAM manufacturing of prosthetic restorations and offers optimal workflow integration for all your impression needs and their digitalization.



- Flexible working time of **0:30 to 1:30 minutes**, short intraoral setting time of only **2:00 minutes**
- Benefit of modern CAD/CAM restorations
  - Without having to change your traditional impression technique
  - Without having to invest in new hardware
  - Higher precision thanks to direct scanning (powder-free) of impressions
  - Process optimization by reducing steps, i.e. no pouring of a model before scanning
- No limits with regards to preparation of subgingival margins
- Increased efficiency in the handling process with the laboratory
  - Construction/manufacturing of coping starts based on the digitalized data, parallel to the manufacturing of the model
- 4 different viscosities in 3 different delivery forms



Validated by Dental Wings iSeries, Medit Identica Blue scanner and the 3Shape D700 and above scanners.



## Flexitime® Monophase ProScan

Precision Detail Especially for Implant Impressions.

Offering outstanding precision due to the balance of physical properties at the highest scientific level.

- Working Time: **2:30 minutes**; Total Set Time: **2:30 minutes**
- Shore A Hardness 65: The higher Shore A hardness results in optimal fit of the abutment due to the secure fixation of the implant posts, thereby producing accurate reproduction of details.
- The optimized hydrophilicity and flowability of Flexitime Monophase ProScan ensure optimal flow in the sulcus and to the implant posts and producing accurate reproduction of details.

*\*Flexitime Monophase is also still available.*

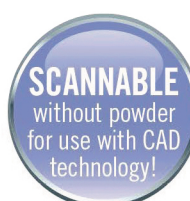


## Flexitime® Bite

The Foundation for Accurate Results.

Flexitime Bite delivers exceptional accuracy with an extremely high shore D hardness of 40 and superior powder free scannability and optimization.

- Trims easily without crumbling and offers a whipped cream-like consistency
- Short **30 second** setting time



## Flexitime®

The flexibility you require meets the precision you can rely on.

There's a system behind precision in prosthetics.

With Flexitime you take full advantage of our experience in the market and in research and development. We always have your safety in mind and we attach great importance to your patients' comfort. Just like you. See for yourself.

Turn our experience into your advantage:

### ■ The intelligent time-concept:

The innovative A-silicone with its special formula controls the polymerisation kinetics by oral temperature and sets rapidly only after insertion into the mouth. This flexible working time combined with an always short intraoral setting time takes the stress out of taking impressions. Your material decision gives you more leeway which you may use according to your workflow. What is more, the short intraoral setting time not only means a convenient and time-saving working routine for you but also sets your patients more at ease.

Innovative time concept		
	Flexible working time	Short intraoral setting time
Flexitime multiple-unit impression	2:30	2:30
Flexitime single-tooth impression	1:00	2:30
Flexitime Fast & Scan 3-unit impression	1:30	2:00
Flexitime Fast & Scan single-unit impression	0:30	2:00

More leeway with starting the setting time – Flexitime and Flexitime Fast & Scan control the polymerisation kinetics by oral temperature. This entails flexible, efficient working for you and greater comfort for your patients.

### ■ Optimised efficiency:

With Flexitime Fast & Scan you can save even more time due to the extra short intraoral setting time. As a powder-free scannable impression material it also ensures a more efficient workflow in digital dentistry. The optimised formula of the Flexitime Monophase Pro Scan, which is directly scannable, too, offers all the advantages of the Flexitime system for its monophase indications and is ideally suited for implant impressions. We also offer a practical solution for automatic mixing. High speed mixing with our Dynamix speed system is easy and saves precious time.

### ■ A wide range of indications:

Flexitime can be used for a wide range of indications from single-tooth preparation over multiple-unit prosthetics to a full denture. The A-silicone is available in 3 different delivery forms and 6 different viscosities.

### ▶ Flexitime is our answer to your standards of precision and your desire for flexibility.















# Flexitime®

The allrounder among A-silicones.

Its possible combinations make it flexible, too.

We matched all parts of the Flexitime system to fit your working routines optimally. That is why you can individually combine the different materials for all impression techniques. Consequently, Flexitime adapts in an ideal way to your personal preferences of treatment.

Indication	Impression technique	Viscosity of tray material	Product recommendation
Crowns and bridges	Two-stage impression (correction mixing technique)	Highly viscous	 Step 1 Heavy Tray  Step 2 Light Flow
		Kneadable, highly viscous	 Step 1 Putty  Step 2 Light Flow
	Single-stage impression (double-mixing technique)	Highly viscous	 Heavy Tray +  Medium Flow /  Correct Flow
	Single-stage Impression (sandwich technique)	Kneadable, highly viscous	 Putty +  Medium Flow /  Correct Flow
	Monophase impression	Medium viscous	 Monophase
Functional impressions	Monophase impression	Medium viscous	 Monophase

- We recommend the generalist Flexitime assortment for single-tooth to multiple-unit restorations. The faster-setting Flexitime Fast & Scan is optimally suited for 1–3 unit impressions.

## Flexitime® - Working times, product indications and recommendations

### Flexible Working Time

Impression	Product	Flexible Working Time	Setting Time
Multiple-Unit Impression	Flexitime/Flexitime Dynamix	1:00–2:30	2:30
	Flexitime Fast & Scan	0:30–1:30	2:00
Single-Unit Impression	Flexitime Xtreme 2	0:30–1:30	1:30
	Flexitime Fast & Scan	0:30–1:30	2:00

### Product Indications

Indication	Impression Technique	Viscosity of Tray Material	Product Recommendation
Crown & Bridge Impressions	Two-Step (Two materials, two steps)	Highly viscous Putty - kneadable, highly viscous	Heavy Tray + Light Flow/Correct Flow Heavy Tray/Putty + Light Flow/Medium Flow Putty + Light Flow Fast & Scan Putty, (Heavy Tray + Light Flow/Medium Flow)
	Double-Mix (Two materials, one step)	Highly viscous Putty - kneadable, highly viscous	Heavy Tray + Medium Flow/Correct Flow Heavy Tray/Putty + Light Flow/Medium Flow Fast & Scan (Putty, Heavy Tray + Light Flow/Medium Flow)
	Putty Push/ Sandwich/Invisalign (Two materials, one step)	Kneadable, highly viscous	Putty + Medium Flow/Correct Flow Fast & Scan (Heavy Tray/Putty + Light/Medium Flow)
	Monophase (One material, one step)	Medium viscous	Monophase
Functional (Full Denture) Impressions	Monophase (One material, one step)	Medium viscous	Monophase
Inlay/Onlay Impressions	Double-Mix (Two materials, one step)	Highly viscous	Heavy Tray + Medium Flow/Correct Flow Fast & Scan (Heavy Tray/Putty + Light/Medium Flow)
	Putty Push/ Sandwich/Invisalign (Two materials, one step)	Kneadable, highly viscous	Putty + Medium Flow/Correct Flow Fast & Scan (Heavy Tray/Putty + Light/Medium Flow)
	Monophase (One material, one step)	Medium viscous	Monophase
Implant/Transfer (Partial Denture) Impressions	Double-Mix (Two materials, one step)	Highly viscous	Heavy Tray + Medium Flow/Correct Flow Fast & Scan (Heavy Tray/Putty + Light/Medium Flow)
	Monophase (One material, one step)	Medium viscous	Monophase

## Flexitime® Fast & Scan

<b>Fast &amp; Scan Heavy Tray</b> (2x50mL Cartridges with Mixing Tips)	66060792
<b>Fast &amp; Scan Light Flow</b> (2 x 50 mL Cartridges with Mixing Tips)	66044871
<b>Fast &amp; Scan Medium Flow</b> (2 x 50 mL Cartridges with Mixing Tips)	66044881
<b>Fast &amp; Scan Dynamix Heavy Tray Refill</b> (2 x 380 mL)	66045755
<b>Fast &amp; Scan Dynamix Putty Refill</b> (2 x 380 mL)	66044882
<b>Fast &amp; Scan Easy Putty</b> (600 mL)	66045754



## Monophase® Pro Scan VPS Impression material

<b>Monophase</b> (2 x 50 mL Cartridges with Mixing Tips)	50034811
<b>Dynamix Monophase Refill</b> (2 x 380 mL)	40003990
<b>Monophase Pro Scan Dynamix</b> (1 x 2 x 380 mL)	66045801



## Flexitime®—VPS Impression Material

<b>Easy Putty</b> (600 mL)	50034802
<b>Heavy Tray</b> (2 x 50 mL Cartridges with Mixing Tips)	50034804
<b>Correct Flow</b> (2 x 50 mL Cartridges with Mixing Tips)	50034806
<b>Medium Flow</b> (2 x 50 mL Cartridges with Mixing Tips)	40005041
<b>Light Flow</b> (2 x 50 mL Cartridges with Mixing Tips)	40005040



## Flexitime® Dynamix® speed

<b>Dynamix speed Automatic Mixing Machine</b>	66045779
<b>Dynamix Putty Refill</b> (2 x 380 mL)	40003992
<b>Dynamix Heavy Tray Refill</b> (2 x 380 mL)	40003991



## Flexitime® Bite

<b>Flexitime Bite</b> (2 x 50 mL Cartridges with 6 Mix Tips)	50066038
--	----------



## Flexitime® Xtreme 2

<b>Xtreme 2 Heavy Tray Bulk Pack</b> (12 x 50 ml Heavy Tray cartridges, 36 mix tips)	66044884
<b>Xtreme 2 Heavy Tray Refill</b> (6 x 50 ml Heavy Tray cartridges, 18 mix tips)	66044885
<b>Xtreme 2 Correct Flow Refill</b> (6 x 50 ml Correct Flow cartridges, 18 mix tips)	66050334
<b>Xtreme 2 Correct Flow Bulk Pack</b> (12 x 50 ml Correct Flow cartridges, 36 mix tips)	66050335
<b>Xtreme 2 Heavy Tray Dynamix Refill</b> (2 x 380 ml Heavy Tray Dynamix machine cartridges)	66065537



FIFTEEN YEARS  
FLEXITIME 15

## ACCESSORIES

Mix Tips 4.2mm Yellow (48 Count)	66001988
Mix Tips 6.5mm Green (48 Count)	66001989
Intraoral Tips, Yellow (96 Count Small)	66000782
Intraoral Tips, Clear (96 Count)	65687514
Universal Silicone Adhesive (10 mL)	65607758
Dispensing Gun 2 (2:1/1:1)	66001970

## DYNAMIX ACCESSORIES

Dynamix Mixing Tips (1 x 50 Mixing Tips)	40004353
Dynamix Fixation Ring (1 x 2 Count)	66047385

## FLEXITIME® FAST & SCAN –

### Providing a Way to Digitise your Traditional Impression Material

Many products from our Flexitime system are also available in a Fast & Scan version. For you this means even higher time-savings.

Besides high precision and flexibility, Flexitime Fast&Scan offers the additional option of direct digital scanning.

#### Fast and flexible

- **Fast:** Flexitime Fast&Scan allows a time-saving, more efficient workflow for 1–3 unit stump impressions. The shortened intraoral setting time of only 2:00 minutes increases your patients' comfort and saves time for you.
- **Flexible:** The working time of 0:30 to 1:30 minutes enables your customized use of the material. Flexitime Fast&Scan comes in 4 different viscosities and 3 different delivery forms and is suitable for various impression techniques.

#### The possibilities of modern prosthetics

- **Ready to scan:** With Flexitime Fast&Scan the direct and powder-free scanning of impressions is possible. You make use of all the benefits of modern CAD/CAM restorations without having to change your customary impression workflows and without having to invest in hardware or software.
- **Economical work processes:** The digital scanning of impressions means further time-savings for you and an augmented efficiency in the cooperation with your lab.



Kulzer Australia Pty Ltd  
Unit 32, 11-21 Underwood Rd  
HOMEBUSH NSW 2140

Express™ 2 Light Body Standard and Pentamix™ 3 are trademarks of 3M Company • Panasil® contact plus X-Light and Identium® Light are trademarks of Kettenbach GmbH & Co. KG • Impregum™ Garant L DouSoft™ is a trademark of 3M Deutschland GmbH • Affinis® light body is a trademark of Coltene/Whaledent AG • Aquasil® is a trademark of Dentsply Sirona Inc. • Honigum® and Mixstar eMotion® are trademarks of Mühlbauer Technology GmbH